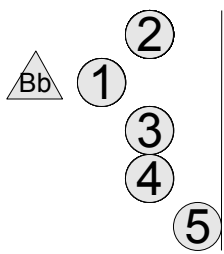



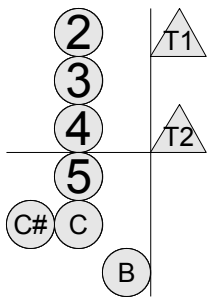


# Flute Fingering Chart - Introduction






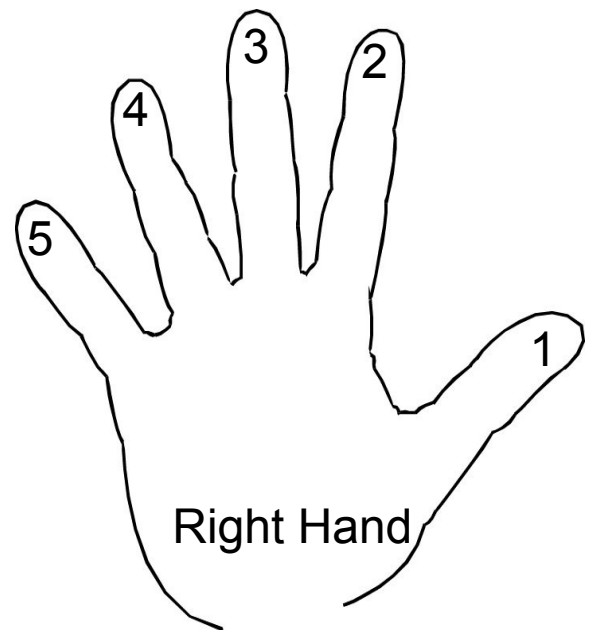
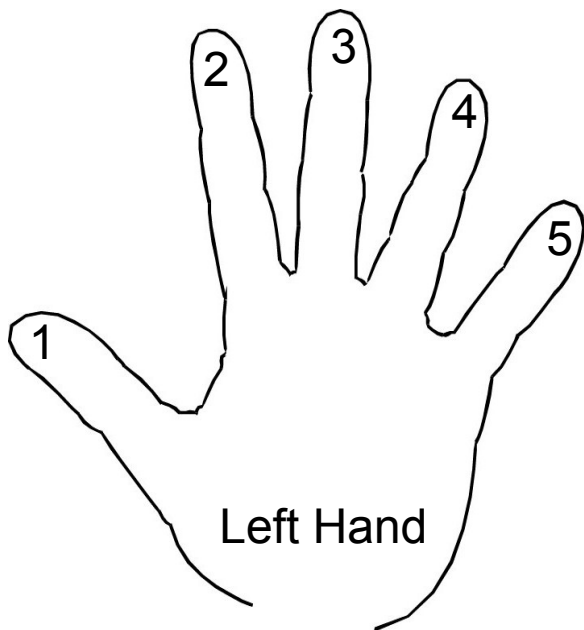
Left Hand

-  Bb Key (1<sup>st</sup> finger)
-  1<sup>st</sup> Trill Key (3<sup>rd</sup> finger)
-  2<sup>nd</sup> Trill Key (4<sup>th</sup> finger)



Right Hand

-  C# Key (5<sup>th</sup> finger)
-  C Key (5<sup>th</sup> finger)
-  B Key (5<sup>th</sup> finger)

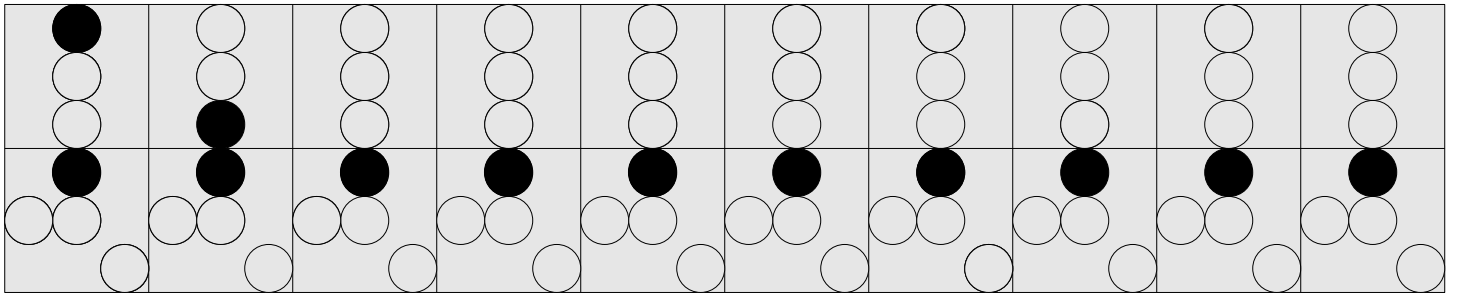
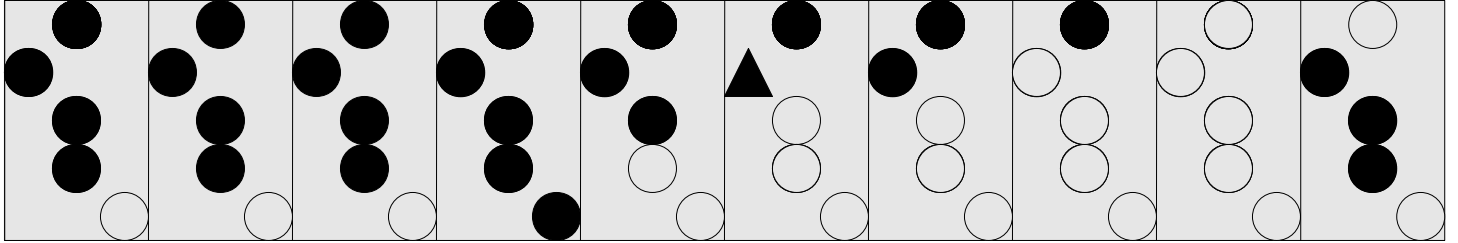


# Flute Fingering Chart

	<sup>0</sup> B	<sup>1</sup> C	C#	D	D#	E	F	F#	G	
2	●	●	●	●	●	●	●	●	●	L H
1	●	●	●	●	●	●	●	●	●	
3										
4	●	●	●	●	●	●	●	●	●	
5	○	○	○	○	○	○	○	○	○	
2	●	●	●	●	●	●	○	○	○	R H
3	●	●	●	●	●	○	○	○	○	
4	●	●	●	●	○	○	○	○	○	
5	○	○	○	○	●	●	●	●	●	
5	●	●	●	○	○	○	○	○	○	

	G#	A	B <sub>b</sub>	B	C <sup>2</sup>	C#	D	D#	E	
2	●	●	●	●	●	○	○	○	●	L H
1	●	●	▲	●	○	○	○	○	●	
3			○	○	○	○	○	○	○	
4	●	○	○	○	○	○	○	○	○	
5	○	○	○	○	○	○	○	○	○	
2	○	○	○	○	○	○	●	●	●	R H
3	○	○	○	○	○	○	●	●	○	
4	○	○	○	○	○	○	○	○	○	
5	●	●	●	●	●	○	○	○	○	
5	○	○	○	○	○	○	○	○	○	

F	F#	G	G#	A	Bb	B	C <sup>3</sup>	C#	D
---	----	---	----	---	----	---	----------------	----	---



D#	E	F	F#	G	G#	A	Bb	B	C <sup>4</sup>
----	---	---	----	---	----	---	----	---	----------------

